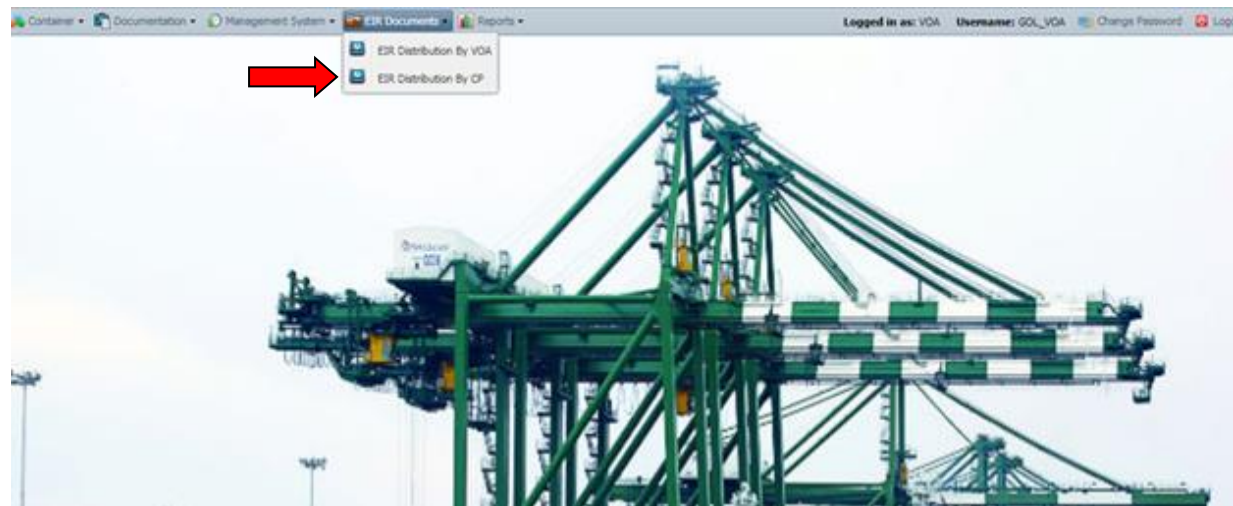


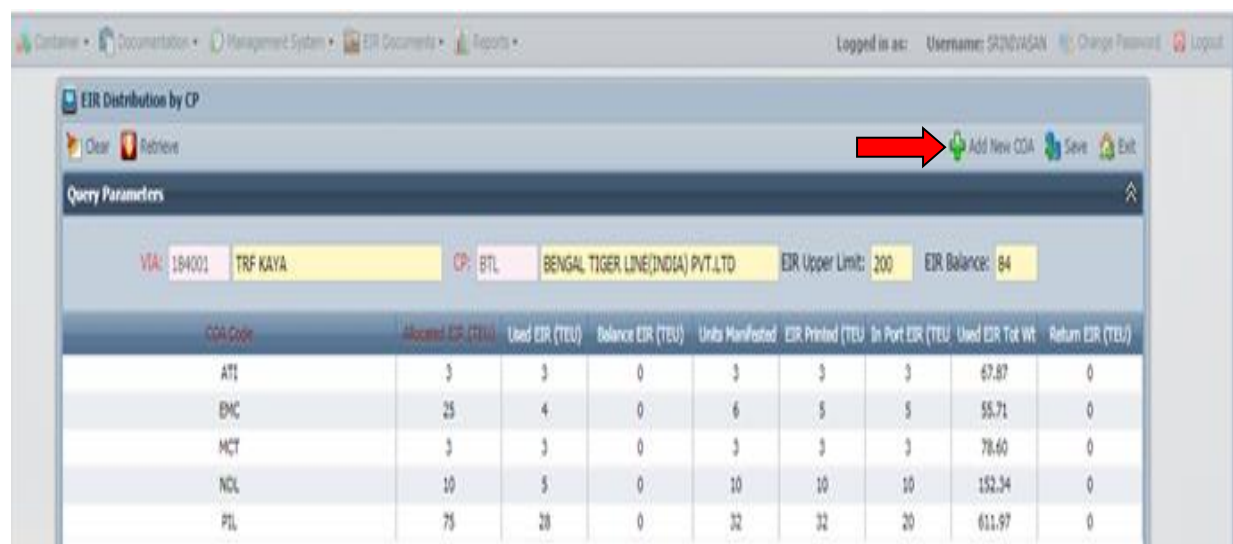
**USER MANUAL INSTRUCTION FOR
ADDITION OR DELETION OF EIR COUNT IN EIR DISTRIBUTION BY CP**

1. In your Internet browser ☐ Clear Browsing History

2. Go to EIR Document ☐ EIR Distribution by CP



3. Double click on the COA which need to Add or delete EIR count



4. Change the count and click "Update" button.


EIR Distribution by CP

Clear Retrieve

Query Parameters

VIA: 175031 HYUNDAI PRESTIGE CP: HMM HYUNDAI MERCHANT MARINE INDIA PVT LTC EIR Upper L

COA Code	Allocated EIR (TEU)	Used EIR (TEU)	Balance EIR (TEU)
ASR	2	0	0
AVL	66	46	0
BSP	4	0	0
CCL	5	4	0
ESG	9	2	0
FMP	5	3	0
FST	2	1	0
HMM			0
KCA			0
LAN	3	0	0
MSA	2	0	0
MSR	2	0	0
MXN	20	12	0
NSR	10	6	0
PIN	2	0	0
SOL	4	2	0
SSG	5	0	0
TAL	10	2	0
VAS	3	0	0
VEL	5	2	0



5. Click "Save" to confirm the changes

Logged in as: VOA Username: HMM_VOA Change Password

+ Add New COA Save Exit

MARINE INDIA PVT LTC EIR Upper Limit: 2500 EIR Balance: 1036

Used EIR (TEU)	Balance EIR (TEU)	Units Manifested	EIR Printed (TEU)	In Port EIR (TEU)	Used EIR Tot Wt	Return EIR (TEU)
0	0	0	0	0	0.00	0
46	0	60	46	60	144.00	0
0	0	0	0	0	0.00	0
4	0	4	4	4	9.60	0
2	0	2	2	2	34.40	0
3	0	3	3	3	37.90	0
1	0	1	1	1	2.40	0
277	0	402	356	378	5187.67	0
1	0	1	1	1	9.60	0
0	0	0	0	0	0.00	0
0	0	0	0	0	0.00	0
0	0	0	0	0	0.00	0
12	0	12	12	12	277.79	0
6	0	8	6	8	19.20	0
0	0	0	0	0	0.00	0
2	0	2	2	2	54.80	0
0	0	0	0	0	0.00	0
2	0	4	4	4	45.42	0
0	0	0	0	0	0.00	0
2	0	2	1	2	20.50	0

